



Lam Geotechnics Limited

Calibration Data for High Volume Sampler (TSP Sampler)

Location : ACL1
 Equipment no. : EL222

Calibration Date : 18-Dec-13
 Calibration Due Date : 18-Feb-14

CALIBRATION OF CONTINUOUS FLOW RECORDER

Ambient Condition			
Temperature, T _a	284	Kelvin	Pressure, P _a
			1020 mmHg

Orifice Transfer Standard Information					
Equipment No.	EL086	Slope, m _c	2.01968	Intercept, b _c	-0.02746
Last Calibration Date	15-Jul-13	$(H \times P_a / 1013.3 \times 298 / T_a)^{1/2}$ $= m_c \times Q_{std} + b_c$			
Next Calibration Date	15-Jul-14				

Calibration of RSP						
Calibration Point	Manometer Reading			Q _{std} (m ³ / min.) X-axis	Continuous Flow Recorder, W (CFM)	IC (W(P _a /1013.3x298/T _a) ^{1/2} /35.31) Y-axis
	(up)	(down)	(difference)			
1	6.1	6.1	12.2	1.7910	62	63.7194
2	5.0	5.0	10.0	1.6227	53	54.4698
3	4.0	4.0	8.0	1.4529	45	46.2480
4	2.5	2.5	5.0	1.1514	31	31.8597
5	1.5	1.5	3.0	0.8950	20	20.5546

By Linear Regression of Y on X

Slope, m = 47.9532 Intercept, b = -22.9296

Correlation Coefficient* = 0.9994

Calibration Accepted = Yes/No**

* if Correlation Coefficient < 0.990, check and recalibration again.

** Delete as appropriate.

Remarks : _____

Calibrated by : Henry
 Date : 18-Dec-13

Checked by : Derek Lo
 Date : 18-Dec-13



Lam Geotechnics Limited

Calibration Data for High Volume Sampler (TSP Sampler)

Location : ACL1 Calibration Date : 20-Feb-14
 Equipment no. : EL222 Calibration Due Dat : 20-Apr-14

CALIBRATION OF CONTINUOUS FLOW RECORDER

Ambient Condition			
Temperature, T _a	288	Kelvin	Pressure, P _a
			1020 mmHg

Orifice Transfer Standard Information					
Equipment No.	EL086	Slope, m _c	2.01968	Intercept, bc	-0.02746
Last Calibration Date	15-Jul-13	$(H \times P_a / 1013.3 \times 298 / T_a)^{1/2}$ $= m_c \times Q_{std} + b_c$			
Next Calibration Date	15-Jul-14				

Calibration of RSP						
Calibration Point	Manometer Reading			Q _{std} (m ³ / min.) X-axis	Continuous Flow Recorder, W (CFM)	IC (W(P _a /1013.3x298/T _a) ^{1/2} /35.31) Y-axis
	(up)	(down)	(difference)			
1	6.1	6.1	12.2	1.7786	62	63.2754
2	5.0	5.0	10.0	1.6115	54	55.1108
3	4.1	4.1	8.2	1.4606	46	46.9462
4	2.5	2.5	5.0	1.1435	30	30.6171
5	1.6	1.6	3.2	0.9175	19	19.3908

By Linear Regression of Y on X

Slope, m = 51.2526 Intercept, b = -27.7809

Correlation Coefficient* = 0.9999

Calibration Accepted = Yes/No**

* if Correlation Coefficient < 0.990, check and recalibration again.

** Delete as appropriate.

Remarks : _____

Calibrated by : Henry Checked by : Derek Lo
 Date : 20-Feb-14 Date : 20-Feb-14



Lam Geotechnics Limited

Calibration Data for High Volume Sampler (TSP Sampler)

Location : ACL2a Calibration Date : 4-Dec-13
 Equipment no. : EL111 Calibration Due Dat : 4-Feb-14

CALIBRATION OF CONTINUOUS FLOW RECORDER

Ambient Condition			
Temperature, T _a	295	Kelvin	Pressure, P _a
			1020 mmHg

Orifice Transfer Standard Information					
Equipment No.	EL086	Slope, m _c	2.01968	Intercept, b _c	-0.02746
Last Calibration Date	15-Jul-13	$(H \times P_a / 1013.3 \times 298 / T_a)^{1/2}$ $= m_c \times Q_{std} + b_c$			
Next Calibration Date	15-Jul-14				

Calibration of RSP						
Calibration Point	Manometer Reading			Q _{std} (m ³ / min.) X-axis	Continuous Flow Recorder, W (CFM)	IC (W(P _a /1013.3x298/T _a) ^{1/2} /35.31) Y-axis
	(up)	(down)	(difference)			
1	6.2	6.2	12.4	1.7717	61	61.5117
2	4.9	4.9	9.8	1.5766	55	55.4614
3	3.9	3.9	7.8	1.4080	49	49.4111
4	2.5	2.5	5.0	1.1300	40	40.3356
5	1.5	1.5	3.0	0.8784	32	32.2685

By Linear Regression of Y on X

Slope, m = 32.9378 Intercept, b = 3.2344
 Correlation Coefficient* = 0.9999
 Calibration Accepted = Yes/No**

* if Correlation Coefficient < 0.990, check and recalibration again.

** Delete as appropriate.

Remarks : _____

Calibrated by : Henry Checked by : Derek Lo
 Date : 4-Dec-13 Date : 4-Dec-13



Lam Geotechnics Limited

Calibration Data for High Volume Sampler (TSP Sampler)

Location : ACL2a
 Equipment no. : EL111

Calibration Date : 30-Jan-14
 Calibration Due Dat : 30-Mar-14

CALIBRATION OF CONTINUOUS FLOW RECORDER

Ambient Condition			
Temperature, T _a	292	Kelvin	Pressure, P _a
			1019 mmHg

Orifice Transfer Standard Information					
Equipment No.	EL086	Slope, m _c	2.01968	Intercept, bc	-0.02746
Last Calibration Date	15-Jul-13	$(H \times P_a / 1013.3 \times 298 / T_a)^{1/2}$ $= m_c \times Q_{std} + b_c$			
Next Calibration Date	15-Jul-14				

Calibration of RSP						
Calibration Point	Manometer Reading			Q _{std} (m ³ / min.) X-axis	Continuous Flow Recorder, W (CFM)	IC (W(P _a /1013.3x298/T _a) ^{1/2} /35.31) Y-axis
	(up)	(down)	(difference)			
1	6.2	6.2	12.4	1.7799	61	61.7966
2	4.9	4.9	9.8	1.5838	53	53.6921
3	4.0	4.0	8.0	1.4323	47	47.6138
4	2.5	2.5	5.0	1.1352	37	37.4832
5	1.5	1.5	3.0	0.8824	27	27.3526

By Linear Regression of Y on X

Slope, m = 37.8198 Intercept, b = -5.9503
 Correlation Coefficient* = 0.9994
 Calibration Accepted = Yes/No**

* if Correlation Coefficient < 0.990, check and recalibration again.

** Delete as appropriate.

Remarks : _____

Calibrated by : Henry
 Date : 30-Jan-14

Checked by : Derek Lo
 Date : 30-Jan-14



TISCH ENVIRONMENTAL, INC.
 145 SOUTH MIAMI AVE.
 VILLAGE OF CLEVELAND, OH 45002
 513.467.9000
 877.263.7610 TOLL FREE
 513.467.9009 FAX
 WWW.TISCH-ENV.COM

AIR POLLUTION MONITORING EQUIPMENT
 ORIFICE TRANSFER STANDARD CERTIFICATION WORKSHEET TE-5025A

Date - Jul 15, 2013 Rootsmeter S/N 0438320 Ta (K) - 300
 Operator Tisch Orifice I.D. - 0005 Pa (mm) - 759.46

PLATE OR Run #	VOLUME START (m3)	VOLUME STOP (m3)	DIFF VOLUME (m3)	DIFF TIME (min)	METER	ORFICE
					DIFF Hg (mm)	DIFF H2O (in.)
1	NA	NA	1.00	1.3910	3.2	2.00
2	NA	NA	1.00	0.9830	6.4	4.00
3	NA	NA	1.00	0.8800	7.9	5.00
4	NA	NA	1.00	0.8380	8.8	5.50
5	NA	NA	1.00	0.6930	12.7	8.00

DATA TABULATION

Vstd	(x axis) Qstd	(y axis)	Va	(x axis) Qa	(y axis)
0.9884	0.7106	1.4090	0.9958	0.7159	0.8888
0.9843	1.0013	1.9926	0.9916	1.0087	1.2570
0.9822	1.1161	2.2278	0.9895	1.1244	1.4054
0.9811	1.1708	2.3365	0.9884	1.1795	1.4740
0.9760	1.4084	2.8180	0.9832	1.4188	1.7777
Qstd slope (m) = 2.01968			Qa slope (m) = 1.26469		
intercept (b) = -0.02746			intercept (b) = -0.01732		
coefficient (r) = 0.99999			coefficient (r) = 0.99999		
y axis = SQRT[H2O(Pa/760) (298/Ta)]			y axis = SQRT[H2O(Ta/Pa)]		

CALCULATIONS

$$Vstd = \text{Diff. Vol} [(Pa - \text{Diff. Hg}) / 760] (298 / Ta)$$

$$Qstd = Vstd / \text{Time}$$

$$Va = \text{Diff Vol} [(Pa - \text{Diff Hg}) / Pa]$$

$$Qa = Va / \text{Time}$$

For subsequent flow rate calculations:

$$Qstd = 1/m \{ [\text{SQRT}(H2O(Pa/760) (298/Ta))] - b \}$$

$$Qa = 1/m \{ [\text{SQRT}(H2O(Ta/Pa))] - b \}$$

Certificate of Calibration and Conformance

Certificate Number 2013-172795

Instrument Model 831, Serial Number 0003227, was calibrated on 16APR2013. The instrument meets factory specifications per Procedure D0001.8310, ANSI S1.4-1983 (R 2006) Type 1; S1.4A-1985 ; S1.43-1997 Type 1; S1.11-2004 Octave Band Class 1; S1.25-1991; IEC 61672-2002 Class 1; 60651-2001 Type 1; 60804-2000 Type 1; 61260-2001 Class 1; 61252-2002.

New Instrument

Date Calibrated: 16APR2013

Calibration due:

Calibration Standards Used

MANUFACTURER	MODEL	SERIAL NUMBER	INTERVAL	CAL. DUE	TRACEABILITY NO.
Stanford Research Systems	DS360	61889	12 Months	30JAN2014	61889-013013

Reference Standards are traceable to the National Institute of Standards and Technology (NIST)

Calibration Environmental Conditions

Temperature: 23 ° Centigrade

Relative Humidity: 30 %

Affirmations

This Certificate attests that this instrument has been calibrated under the stated conditions with Measurement and Test Equipment (M&TE) Standards traceable to the U.S. National Institute of Standards and Technology (NIST). All of the Measurement Standards have been calibrated to their manufacturers' specified accuracy / uncertainty. Evidence of traceability and accuracy is on file at Provo Engineering & Manufacturing Center. An acceptable accuracy ratio between the Standard(s) and the item calibrated has been maintained. This instrument meets or exceeds the manufacturer's published specification unless noted.

The collective uncertainty of the Measurement Standard used does not exceed 25% of the applicable tolerance for each characteristic calibrated unless otherwise noted.

The results documented in this certificate relate only to the item(s) calibrated or tested. A one year calibration is recommended, however calibration interval assignment and adjustment are the responsibility of the end user. This certificate may not be reproduced, except in full, without the written approval of the issuer.

Tested with PRM831-023959

Signed: *Ron Harris*
Technician: Ron Harris

~ Certificate of Calibration and Compliance ~

Microphone Model: 377B02

Serial Number: LW135892

Manufacturer: PCB

Calibration Environmental Conditions

Environmental test conditions as printed on microphone calibration chart.

Reference Equipment

Manufacturer	Model #	Serial #	PCB Control #	Cal Date	Due Date
Hewlett Packard	34401A	MY41045214	LD-001	3/8/12	3/8/13
Bruel & Kjaer	4192	2657834	CA1270	11/16/12	11/15/13
Newport	BTH-W/N	8410668	CA1187	not required	not required
Larson Davis	PRM915	124	CA-1024	12/6/12	12/6/13
Larson Davis	PRM902	4709	CA1453	10/16/12	10/16/13
Larson Davis	2559LF	3216	CA-883	not required	not required
Larson Davis	ADP005	1	LD-017	not required	not required
Larson Davis	PRM916	127	CA-924	4/4/12	4/4/13
Larson Davis	CAL250	5025	CA1277	3/7/12	3/7/13
Larson Davis	2201	140	CA-891	4/20/12	4/19/13
Larson Davis	2900	1079	CA-521A	6/10/11	6/10/13
Larson Davis	PRA951-4	234	CA1154	9/19/12	9/19/13
0	0	0	0	not required	not required
0	0	0	0	not required	not required

Frequency sweep performed with B&K UA0033 electrostatic actuator.

Condition of Unit

As Found: N/A

As Left: New unit in tolerance

Notes

1. Calibration of reference microphone is traceable through PTB.
2. This certificate shall not be reproduced, except in full, without written approval from PCB Piezotronics, Inc.
3. Calibration is performed in compliance with ISO 9001, ISO 10012-1, ANSI/NCCL Z540.3 and ISO 17025.
4. See Manufacturer's Specification Sheet for a detailed listing of performance specifications.
5. Open circuit sensitivity is measured using the insertion voltage method following procedure AT603-5.
6. Measurement uncertainty (95% confidence level with coverage factor of 2) for sensitivity is +/-0.20 dB.
7. Unit calibrated per ACS-20.

Technician: Milton Munger *m/m*

Date: February 25, 2013



CALIBRATION CERT #1862.01



3425 Walden Avenue, Depew, New York, 14043

TEL: 888-684-0013 FAX: 716-685-3886 www.pcb.com

ID CAL60-3444681319-486

~ Calibration Report ~

Microphone Model: 377B02

Serial Number: LW135892

Description: 1/2" Free-Field Microphone

Calibration Data

Open Circuit Sensitivity @ 251.2 Hz: 47.69 mV/Pa
-26.43 dB re 1V/Pa

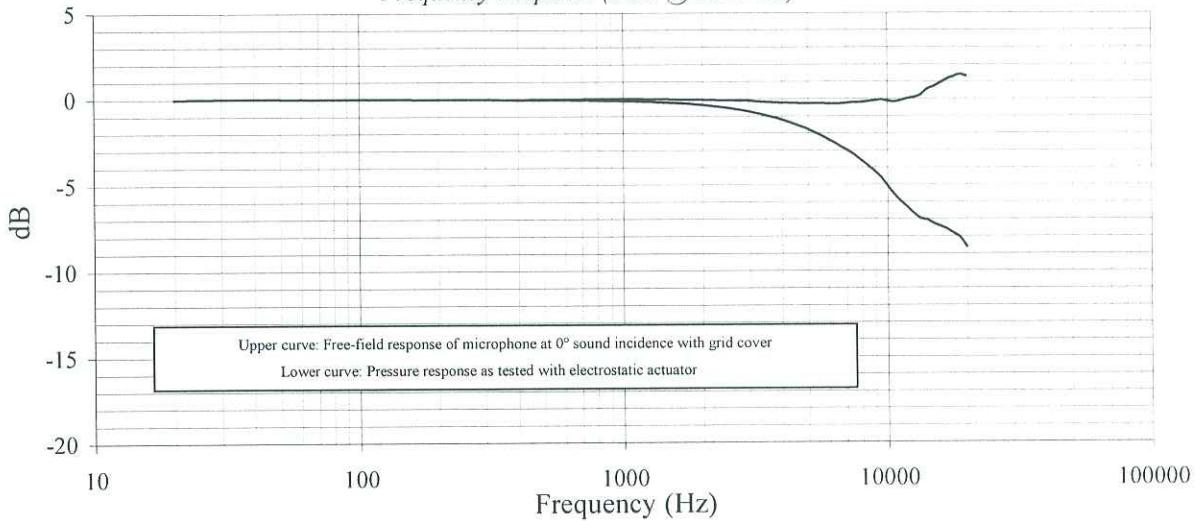
Polarization Voltage, External: 0 V
Capacitance: 12.6 pF

Temperature: 71 °F (22°C)

Ambient Pressure: 996 mbar

Relative Humidity: 25 %

Frequency Response (0 dB @ 251.2 Hz)



Freq (Hz)	Lower (dB)	Upper (dB)	Freq (Hz)	Lower (dB)	Upper (dB)	Freq (Hz)	Lower (dB)	Upper (dB)	Freq (Hz)	Lower (dB)	Upper (dB)
20.0	-0.01	-0.01	1584.9	-0.23	-0.02	6683.4	-2.79	-0.27	-	-	-
25.1	0.02	0.02	1678.8	-0.25	-0.02	7079.5	-3.01	-0.23	-	-	-
31.6	0.04	0.04	1778.3	-0.28	-0.03	7498.9	-3.26	-0.19	-	-	-
39.8	0.04	0.04	1883.7	-0.31	-0.03	7943.3	-3.58	-0.19	-	-	-
50.1	0.03	0.03	1995.3	-0.35	-0.04	8414.0	-3.88	-0.15	-	-	-
63.1	0.03	0.03	2113.5	-0.39	-0.05	8912.5	-4.21	-0.10	-	-	-
79.4	0.02	0.02	2238.7	-0.43	-0.06	9440.6	-4.57	-0.05	-	-	-
100.0	0.02	0.02	2371.4	-0.48	-0.07	10000.0	-5.07	-0.12	-	-	-
125.9	0.02	0.02	2511.9	-0.53	-0.07	10592.5	-5.57	-0.17	-	-	-
158.5	0.01	0.01	2660.7	-0.59	-0.08	11220.2	-5.96	-0.10	-	-	-
199.5	0.01	0.01	2818.4	-0.65	-0.09	11885.0	-6.31	0.01	-	-	-
251.2	0.00	0.00	2985.4	-0.72	-0.10	12589.3	-6.68	0.09	-	-	-
316.2	-0.01	0.00	3162.3	-0.82	-0.14	13335.2	-6.97	0.22	-	-	-
398.1	-0.02	-0.02	3349.7	-0.90	-0.16	14125.4	-7.05	0.54	-	-	-
501.2	-0.03	0.01	3548.1	-1.00	-0.18	14962.4	-7.27	0.70	-	-	-
631.0	-0.04	0.00	3758.4	-1.10	-0.20	15848.9	-7.43	0.92	-	-	-
794.3	-0.07	0.02	3981.1	-1.22	-0.22	16788.0	-7.59	1.13	-	-	-
1000.0	-0.10	0.02	4217.0	-1.34	-0.23	17782.8	-7.83	1.28	-	-	-
1059.3	-0.11	0.02	4466.8	-1.47	-0.24	18836.5	-8.09	1.42	-	-	-
1122.0	-0.12	0.02	4731.5	-1.62	-0.25	19952.6	-8.61	1.32	-	-	-
1188.5	-0.14	0.01	5011.9	-1.78	-0.25	-	-	-	-	-	-
1258.9	-0.15	0.01	5308.8	-1.96	-0.26	-	-	-	-	-	-
1333.5	-0.17	0.01	5623.4	-2.14	-0.26	-	-	-	-	-	-
1412.5	-0.19	0.00	5956.6	-2.35	-0.28	-	-	-	-	-	-
1496.2	-0.21	-0.01	6309.6	-2.56	-0.27	-	-	-	-	-	-

Technician: Milton Munger *mjm*

Date: February 25, 2013



3425 Walden Avenue, Depew, New York, 14043

TEL: 888-684-0013 FAX: 716-685-3886 www.pcb.com

ID: CAL60-3444681319 486

Certificate of Calibration and Conformance

Certificate Number 2014-185089

Instrument Model LXT1, Serial Number 0003737, was calibrated on 20 Jan 2014. The instrument meets factory specifications per Procedure D0001.8306, ANSI S1.4-1983 (R 2006) Type 1, S1.43-1997, S1.25-1991; S1.11-2004; IEC 61672-2002, 60651-2001, 60804-2000, 61260-2001, 61252-2002.

New Instrument
Date Calibrated: 20 Jan 2014
Calibration due:

Calibration Standards Used

MANUFACTURER	MODEL	SERIAL NUMBER	INTERVAL	CAL. DUE	TRACEABILITY NO.
Stanford Research Systems	DS360	61889	12 Months	30 Jan 2014	61889-013013

Reference Standards are traceable to the National Institute of Standards and Technology (NIST)

Calibration Environmental Conditions

Temperature: 22 ° Centigrade

Relative Humidity: 22 %


Affirmations

This Certificate attests that this instrument has been calibrated under the stated conditions with Measurement and Test Equipment (M&TE) Standards traceable to the U.S. National Institute of Standards and Technology (NIST). All of the Measurement Standards have been calibrated to their manufacturers' specified accuracy / uncertainty. Evidence of traceability and accuracy is on file at Provo Engineering & Manufacturing Center. An acceptable accuracy ratio between the Standard(s) and the item calibrated has been maintained. This instrument meets or exceeds the manufacturer's published specification unless noted.

The collective uncertainty of the Measurement Standard used does not exceed 25% of the applicable tolerance for each characteristic calibrated unless otherwise noted.

The results documented in this certificate relate only to the item(s) calibrated or tested. A one year calibration is recommended, however calibration interval assignment and adjustment are the responsibility of the end user. This certificate may not be reproduced, except in full, without the written approval of the issuer.

Tested with PRMLXT1L-028019

Signed: 
Technician: Ron Harris

~ Certificate of Calibration and Compliance ~

Microphone Model: 377B02

Serial Number: 140872

Manufacturer: PCB

Calibration Environmental Conditions

Environmental test conditions as printed on microphone calibration chart.

Reference Equipment

Manufacturer	Model #	Serial #	PCB Control #	Cal Date	Due Date
Hewlett Packard	34401A	MY41045214	LD-001	3/6/13	3/6/14
Bruel & Kjaer	4192	2493415	LD028	1/16/13	1/16/14
Newport	BTH-W/N	8410668	CA1187	not required	not required
Larson Davis	PRM915	124	CA-1024	12/6/12	12/6/13
Larson Davis	PRM902	4943	CA1162	10/21/13	10/21/14
Larson Davis	2559LF	3216	CA-883	not required	not required
Larson Davis	ADP005	1	LD-017	not required	not required
Larson Davis	PRM916	127	CA924	4/15/13	4/15/14
Larson Davis	CAL250	5025	CA1277	7/25/13	7/25/14
Larson Davis	2201	140	CA-1409	3/22/13	3/21/14
Larson Davis	2900	1079	CA-521A	6/4/13	6/4/14
Larson Davis	PRA951-4	234	CA1154	9/17/13	9/17/14
0	0	0	0	not required	not required
0	0	0	0	not required	not required

Frequency sweep performed with B&K UA0033 electrostatic actuator.

Condition of Unit

As Found: N/A

As Left: New unit in tolerance

Notes

1. Calibration of reference microphone is traceable through PTB.
2. This certificate shall not be reproduced, except in full, without written approval from PCB Piezotronics, Inc.
3. Calibration is performed in compliance with ISO 9001, ISO 10012-1, ANSI/NCSL Z540.3 and ISO 17025.
4. See Manufacturer's Specification Sheet for a detailed listing of performance specifications.
5. Open circuit sensitivity is measured using the insertion voltage method following procedure AT603-5.
6. Measurement uncertainty (95% confidence level with coverage factor of 2) for sensitivity is +/-0.20 dB.
7. Unit calibrated per ACS-20.

Technician: Lenard Lukasiuk

Date: November 25, 2013



3425 Walden Avenue, Depew, New York, 14043

TEL: 888-684-0013 FAX: 716-685-3886 www.pcb.com

ID:CAL60-3486230871.248

~ Calibration Report ~

Microphone Model: 377B02

Serial Number: 140872

Description: 1/2" Free-Field Microphone

Calibration Data

Open Circuit Sensitivity @ 251.2 Hz: 50.64 mV/Pa
-25.91 dB re 1V/Pa

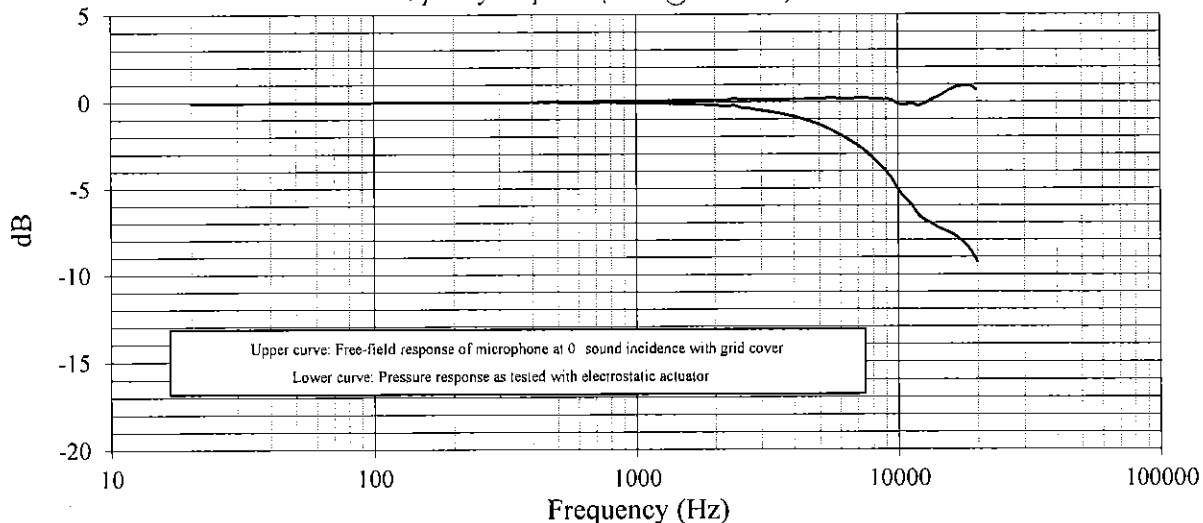
Polarization Voltage, External: 0 V
Capacitance: 10.7 pF

Temperature: 69 °F (21°C)

Ambient Pressure: 1001 mbar

Relative Humidity: 28 %

Frequency Response (0 dB @ 251.2 Hz)



Upper curve: Free-field response of microphone at 0° sound incidence with grid cover
Lower curve: Pressure response as tested with electrostatic actuator

Freq (Hz)	Lower (dB)	Upper (dB)	Freq (Hz)	Lower (dB)	Upper (dB)	Freq (Hz)	Lower (dB)	Upper (dB)	Freq (Hz)	Lower (dB)	Upper (dB)
20.0	-0.06	-0.06	1584.9	-0.12	0.09	6683.4	-2.32	0.20	-	-	-
25.1	-0.06	-0.06	1678.8	-0.14	0.09	7079.5	-2.56	0.22	-	-	-
31.6	-0.05	-0.05	1778.3	-0.15	0.10	7498.9	-2.85	0.22	-	-	-
39.8	-0.03	-0.03	1883.7	-0.18	0.10	7943.3	-3.22	0.17	-	-	-
50.1	-0.02	-0.02	1995.3	-0.20	0.11	8414.0	-3.57	0.16	-	-	-
63.1	-0.02	-0.02	2113.5	-0.22	0.12	8912.5	-3.96	0.15	-	-	-
79.4	-0.01	-0.01	2238.7	-0.25	0.12	9440.6	-4.41	0.11	-	-	-
100.0	-0.01	-0.01	2371.4	-0.20	0.21	10000.0	-5.07	-0.12	-	-	-
125.9	0.00	0.00	2511.9	-0.32	0.14	10592.5	-5.57	-0.17	-	-	-
158.5	0.00	0.00	2660.7	-0.34	0.17	11220.2	-5.96	-0.10	-	-	-
199.5	0.00	0.00	2818.4	-0.43	0.13	11885.0	-6.54	-0.22	-	-	-
251.2	0.00	0.00	2985.4	-0.47	0.15	12589.3	-6.86	-0.09	-	-	-
316.2	0.00	0.01	3162.3	-0.53	0.15	13335.2	-7.06	0.13	-	-	-
398.1	0.00	0.00	3349.7	-0.60	0.14	14125.4	-7.30	0.29	-	-	-
501.2	-0.01	0.03	3548.1	-0.67	0.15	14962.4	-7.46	0.51	-	-	-
631.0	-0.01	0.03	3758.4	-0.75	0.15	15848.9	-7.63	0.72	-	-	-
794.3	-0.02	0.07	3981.1	-0.84	0.16	16788.0	-7.86	0.86	-	-	-
1000.0	-0.05	0.07	4217.0	-0.94	0.17	17782.8	-8.19	0.92	-	-	-
1059.3	-0.05	0.08	4466.8	-1.06	0.17	18836.5	-8.61	0.90	-	-	-
1122.0	-0.06	0.08	4731.5	-1.18	0.19	19952.6	-9.28	0.65	-	-	-
1188.5	-0.07	0.08	5011.9	-1.32	0.21	-	-	-	-	-	-
1258.9	-0.08	0.08	5308.8	-1.49	0.21	-	-	-	-	-	-
1333.5	-0.09	0.09	5623.4	-1.66	0.22	-	-	-	-	-	-
1412.5	-0.10	0.09	5956.6	-1.87	0.20	-	-	-	-	-	-
1496.2	-0.11	0.09	6309.6	-2.08	0.21	-	-	-	-	-	-

Technician: Lenard Lukasic *W*

Date: November 25, 2013



3425 Walden Avenue, Depew, New York, 14043

TEL: 888-684-0013 FAX: 716-685-3886 www.pcb.com

ID: CAL-60-3458230671.246



Calibration Certificate

Certificate No. **34228**

Page 1 of 2 Pages

Customer : Lam Geotechnics Limited

Address : 11/F, Centre Point, 181-185 Gloucester Road, Wanchai, Hong Kong.

Order No. : Q31610

Date of receipt : 21-Jun-13

Item Tested

Description : Sound Level Calibrator

Manufacturer : Rion

Model : NC-73

Serial No. : 10707358

Test Conditions

Date of Test : 25-Jun-13

Supply Voltage : --

Ambient Temperature : (23 ± 3)°C

Relative Humidity : (50 ± 25) %

Test Specifications

Calibration check.

Ref. Document/Procedure : F21, Z02.

Test Results

All results were within the manufacturer's specification.


The results are shown in the attached page(s).

Main Test equipment used:

<u>Equipment No.</u>	<u>Description</u>	<u>Cert. No.</u>	<u>Traceable to</u>
S014	Spectrum Analyzer	30259	NIM-PRC & SCL-HKSAR
S024	Sound Level Calibrator	30620	NIM-PRC & SCL-HKSAR
S041	Universal Counter	28347	SCL-HKSAR
S206	Sound Level Meter	30655	SCL-HKSAR

The values given in this Calibration Certificate only relate to the values measured at the time of the test and any uncertainties quoted will not include allowance for the equipment long term drift, variations with environmental changes, vibration and shock during transportation, overloading, mis-handling, or the capability of any other laboratory to repeat the measurement. Hong Kong Calibration Ltd. shall not be liable for any loss or damage resulting from the use of the equipment.

The test equipment used for calibration are traceable to International System of Units (SI).
The test results apply to the above Unit-Under-Test only

Calibrated by : 
Liam Wong

Approved by : 
Dorothy Cheuk

Date: 25-Jun-13

This Certificate is issued by:
Hong Kong Calibration Ltd.
Unit 8B, 24/F., Well Fung Industrial Centre, No. 58-76, Ta Chuen Ping Street, Kwai Chung, NT, Hong Kong.
Tel: 2425 8801 Fax: 2425 8646

The copyright of this certificate is owned by Hong Kong Calibration Ltd.. It may not be reproduced except in full.



Calibration Certificate

Certificate No. 34228

Page 2 of 2 Pages

Results :

1. Level Accuracy (at 1 kHz)

UUT Nominal Value	Measured Value	Mfr's Spec.
94 dB	93.88 dB	± 1 dB

Uncertainty : ± 0.2 dB

2. Frequency Accuracy

UUT Nominal Value	Measured Value	Mfr's Spec.
1 kHz	0.995 kHz	± 2 %

Uncertainty : ± 0.1 %

3. Level Stability : 0.0 dB

Uncertainty : ± 0.01 dB

4. Total Harmonic Distortion : < 0.2 %

Mfr's Spec. : < 3 %

Uncertainty : ± 2.3 % of reading

Remark : 1. UUT : Unit-Under-Test

2. The uncertainty claimed is for a confidence probability of not less than 95%.

3. The above measured values were the mean of 3 measurements.

4. Atmospheric Pressure : 999 hPa

----- END -----